

SUNNYVALE PHOTOGRAPHY CLUB

THE LIGHT LEAK

March, 2017

Image of the Month by Robert Eng

“Yosemite Wind Storm”

Landscape- Best in Class



“Yosemite Wind Storm”

The photo was taken on 02/13/17, with a Nikon D4s camera using a Nikon 28mm-300mm lens at ISO 200, f/11, at 1/200 of a second. The snow cap peaks were to the right side of Bridal Falls. The shot was taken in the valley looking up.

January Digital Competition Winners

March 13, 2017 - Judges: Melanie Lewert

Photographer	Image Title	Best in Class	AM
General A			
Tim Halloran	Tenacious Cedar Tree at Tamarack Creek, Yosemite	X	
Alan Imada	Australian Fruit Bat in a Tree Roost		X
Sebastien Roguiez	Drip		X
General B			
Robert Eng	Rose		X
Martin Lee	A Life in the Balance	X	
Landscape			
Robert Eng	Yosemite Wind Storm	Image of the Month	
Bigyan Bhar	City of Pittsburgh from Duquesne Incline		X
Resha Chheda	Stunning Turquoise Oasis in the Grand Canyon Desert - Havasu Falls		X
Balaji Nagarajan	Mono Lake		X
Tim Halloran	Half Dome after Sunset with Moon and Reflection		X
Bigyan Bhar	Walton Lighthouse at Dusk		X
Monochrome			
Shubha Tuljapurkar	Old Post Office - Mexico City		X
Balaji Nagarajan	Lepakshi	X	
Alan Achor	Lenticular Clouds Over Owens Valley		X
Martin Lee	In the Eye of the Storm		X

See the Club's Site on [meetup.com](https://www.meetup.com)

**www.meetup.com/sunnyvale-photo-club
and
www.sunnyvalephoto.com**



Best in Class Winner - Monochrome




**“Lepakshi” -
By Balaji Nagarajan**

This photograph was taken in Lepakshi temple which is in the south of India. This temples built somewhere between 1336 and 1646.

Canon EOS 7D, EF-S18-55mm f/3.5-5.6, Aperture - F8.0
Focal Legth - 18mm, ISO=400, Shutter speed: 1/160

Best in Class Winner - General A



“Tenacious Cedar Tree at Tamarack Creek, Yosemite” - By Tim Halloran

This was taken just below the bridge where Hwy. 120 crosses Cascade Creek, near Hwy. 140. Tamarack Creek and Cascade Creek join at this point. I took several images with different amounts of zoom, and finally found this image. I also experimented with different exposure times to get a nice blur in the water.

Nikon D800, 70-200mm f/4 lens at 200mm, 1/4 sec. at f/16, ISO 50, tripod.

Best in Class - General B



“A Life in the Balance” - By Martin Lee

This photo was captured during a recent trip to the Chicago metropolitan area where there is a parking structure with an interesting sculpture of a man balancing on a plank over the street. I captured this scene off the reflective surface of the building across from the parking structure. The photo was cropped and converted to a black and white image for greater impact.

Apple iPhone6
ISO32, 4mm, f/2.2, 1/488 sec

Award of Merit Winners - Landscape



“City of Pittsburgh from Duquesne Bridge” By Bigyan Bhar

This is probably the most iconic of Pittsburgh images. We visited the city during February and it was snowing. Despite that I took a chance and went atop the Duquesne Incline. Just before the sunset the sky cleared up and the city was visible. The coach in foreground adds a much needed bright color in the otherwise snow covered landscape. flic.kr/p/S1Ynrk |



“Mono Lake” By Balaji Nagarajan


This picture was taken after Sunset at Mono Lake during the winter. This is a blended image hence the Shutter speeds vary between multiple exposures.

Canon EOS 7D
Canon EF -
24mm-105mm - F/4.0
f/11
FL - 24 mm
ISO=100

Award of Merit Winners - Landscape

“Walton Lighthouse” by Bigyan Bhar

Located at the northern end of Monterey Bay, the Walton Lighthouse looks amazing at sunset. I used an ND-filter to get a long exposure which froze the motion in water and saturated the subdued pinks in the sky. [flic.kr/p/APJTH4](https://www.flickr.com/photos/APJTH4/)



“Half Dome After Sunset with Moon and Reflection” by Tim Halloran

This was taken just west of Yosemite Lodge, which would be to the left, behind the trees. You can park on the side of Northside Drive, where the Valley Loop Trail crosses the road, and walk about 200 yards to this location. The weather was gray and overcast all day, but finally cleared just before this image! I was lucky to get the sunset color, which lasted only a few minutes. The reflection is in a puddle left by melting snow.

Nikon D800, 24-70mm f/2.8 lens at 31mm, 1/8 sec. at f/11, ISO 200, tripod.

Award of Merit Winners - Landscape

**“Stunning, Turquoise Oasis in the Grand Canyon - Havasu Falls”
by Resha Chheda**

Havasu falls captured at sunset while hiking during thanksgiving 2016.

f/22 , ISO 400, 2.5 sec,
Lens - 10 mm



Award of Merit Winners - Monochrome



**“Old Post Office - Mexico City”
By Shubha Tuljapurkar**

This picture was taken on a recent trip to Mexico City. We were walking by an old, unused building which said "Post Office", and walked in to investigate, and found this beautiful interior from the days of colonial Mexico. Light was flooding in through the glass windows illuminating the architecture.


Picture was taken with a Nikon D750, Tamron super wide lens at 15mm.

Award of Merit Winners - Monochrome



**“Lenticular Clouds Over Owens Valley”
By Alan Achor**

This image is a panoramic of four frames shot with a Nikon D810 and 70-200mm lens at 70mm on a tripod. For all frames, the aperture was $f/7.1$ with a $1/1250$ shutter speed. After creating the pano with Panavue, Lightroom was used to process the result as a monochrome image. The location was off Highway 395 between Lone Pine and Ridgecrest. I saw the clouds as I drove north, and turned off the highway when I thought I was close enough for frame-filling images. Fortunately, the clouds did not shift much as I worked.



**“In the Eye of the Store”
By Martin Lee**

During a post 2016 Christmas outing, I happened to wander into the atrium of the Westfield San Francisco Centre and gazed up at this wonderful multi-floored framed skylight. I pulled out my ever present iPhone and took a series of shots and selected this one for this month's competition. The photo was rotated slightly to make the long axis of the skylight horizontal and then cropped tighter. I converted the photo to black and white and adjusted to get a pleasing set of gray tones.

Apple iPhone6, ISO 40, 4 mm,
 $f/2.2$, $1/30$ sec.

Award of Merit Winner - General A

“Drip”

By Sebastien Roguiez

I read a book with waterdrops. I decided to try to shoot similar pictures. I installed a pan full of water on a table on my terrace. On top of the table, I installed a chair. I put a plastic bottle with a little hole at the bottom. My camera was on a tripod in Continuous mode with a remote. I shot a lot of pictures and I selected the best of them. Nikon D7100, Nikon 18-200 mm f3.5 5.6 lens, Shutter speed 1/1000 sec, Aperture F 8, ISO 1250, Focal Length 200 mm (APS-C lens) No flash – Natural sunlight



“Australian Fruit Bat in a Tree Roost”
By Alan Imada

I took this image while visiting Cairns in February 2017. There were hundreds of bats (called Flying Foxes or Fruit Bats) roosting in the city trees in the mid-afternoon. The city protects these bats since they feed on mosquitoes and other small insects. This one bat seemed to notice me under the tree while I focused my camera on its eyes. The infrared range finder may have attracted his attention. This image was taken with my Panasonic (Lumix) DMC-FZ200 using f/4, 1/125 sec, ISO 100.

Award of Merit Winner - General B



**“Rose”
By Robert Eng**

My Rose image was taken on 04/30/16 at Nola's Garden in San Jose, with a Nikon D4s camera possibly using a Nikon 24mm-70mm lens at ISO 400, f/10, at 1/125 seconds. I was walking around the garden when I spotted what I considered the perfect rose. I photographed the rose using natural light.

My images were imported into Lightroom where I do my initial editing with final editing in Photoshop.





Meeting Schedule - 2017

March 27, 2017	April 10, 2017	April 24, 2017
<i>Program & Theme</i>	<i>Print Competition</i>	<i>Program & Theme</i>
Program “Backpacking in Alaska with a Camera” with Bill Stacy Monthly Theme Review “Taken By Cell Phone”	Competition Categories Portrait, Travel, & General A & B **** Photographic Basic Class - What Makes a Great Photo 6:30 PM	Program Peer Image Review Monthly Theme Review “TBD”

Photography Basics Class

April 10th - “What Makes a Great Photograph?”

A lecture with examples of great and iconic photographs and what, exactly, makes them so

Beginning at 6:30 PM prior to our regular meeting.

April 24th - “A Review of Student Photos”

Details will follow.

Program for the March 27th Meeting

“Backpacking in Alaska with a Camera”

Local photographer and Sunnyvale Photo Club member, Bill Stacy, will be presenting a captivating presentation on traveling the back country of Alaska with only his tent and camera.

March 2017 Theme

“Taken By A Cell Phone”

The Theme entries for each month will be reviewed before the monthly Program. Members may upload TWO images through the club website. The images will be shown, but not judged. The member is encouraged to explain the context of their image.

Sunnyvale Library Exhibit - 2017

To sign up to exhibit, email: David Newswanger: dnews3@comcast.net

January	Bigyan Bhar	May	Bob Henderson	September	
February	Gledy Marquez	June	Shubha Tuljapukar	October	
March	Art Kushner	July	Larry Brown	November	
April	Bill Stacy	August		December	

Sunnyvale Club Meetings - Times/Schedules

Visitors and members are always welcome at the monthly club meetings. The club meetings are held at 7:30 PM on the 2nd and 4th Mondays of each month. **All meetings will be at** Murphy Park, 250 N. Sunnyvale Ave, Sunnyvale, CA . Map at (<https://www.google.com/maps/place/Murphy+Park+Rec.+Building/>) The first meeting of the month features a competition, either of prints or digital images. Each member is entitled to enter a limited number of images in their choice of several categories. See the calendar of events for details of this year's competition categories. (www.sunnyvalephoto.com) The second meeting of the month is reserved for programs targeted at developing our photographic skills

Sunnyvale Photography Club Website

The club maintains a website at www.sunnyvalephoto.com. There you will find details of club events, links to other photo sites, and a clubroom with up-to-date versions of the signup lists and tools for uploading images for digital contests and monthly themes. The website homepage displays slide shows of each month's competition winners and theme galleries.

The club also has a site on meetup.com for meeting announcements and links to the club's primary website. www.meetup.com/sunnyvale-photo-club

The Light Leak is the newsletter of the Sunnyvale Photographic Club. It is produced in PDF format each month for email distribution to the membership.

Please email comments, questions, items for inclusion, and subscription requests (add or remove) to editor@sunnyvalephoto.com

SVPC Website: <http://www.sunnyvalephoto.com>

© Sunnyvale Photography Club

